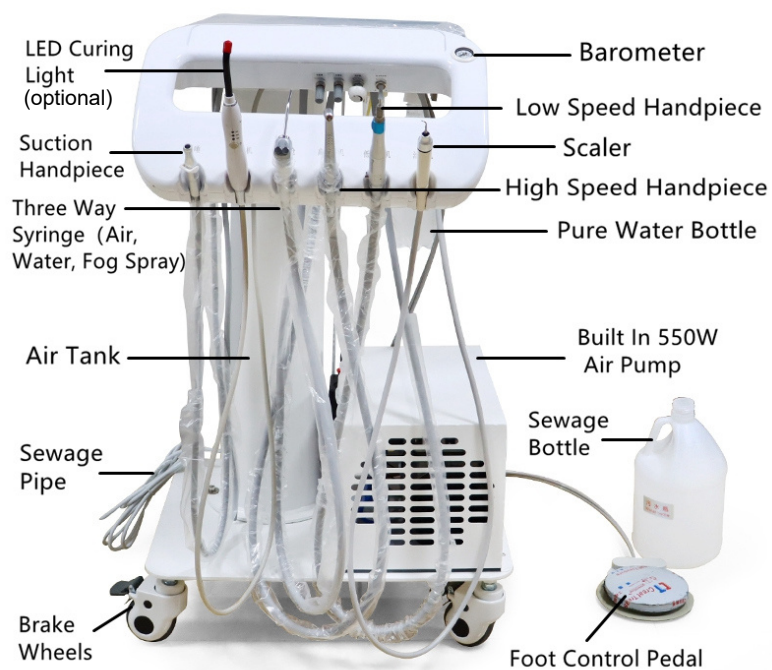


Instruction Manual



Veterinary Dental Unit MarMed ZBE 600

1. INTRODUCTION: The Portable Unit is a multifunctional treatment table, Widely use in Veterinary Clinic, animal surgery.

2. PRODUCT SCRECTURE:



3. Water/Air Adjustment:



4. Technical Parameters:

Voltage:	110V/220V	Frequency:	60HZ/50HZ
Current:	3.7A	Power:	550W
Nominal volume:	70L/min	Starting pressure:	0.45±0.05mpa
Tank volume:	25L	Noise:	40-55db
Net weight:	48KGS	Gross weight	60KGS

5. Configuration:

1. Air Motor system...1 set
2. Gas tank...1 set
3. Instrument tray...1 set
4. Suction system...1 set
5. Foot-pedal...1 set
6. Handpiece tubing...2 pcs hi-speed & 1 pce lo-speed
7. Wheels...4 pcs
8. Three way syringe...1 pcs

6. Optional Accessories:

1. Ultrasonic Scaler
2. Hi-speed handpiece & lo-speed handpiece
3. LED Curing Light
4. Electric motor system
5. LED lamp

7. Operation Guide:

1. Turn on the portable treatment; the air compressor system will automatically inflate the gas tank to a pressure of 7kg.
2. Add water to the pure water bottle, and turn on the gas switch for full air to the bottle, until the three way syringe working.
3. According to your own requirements, control the water and water mist switch on the right side
4. The air pressure is controlled from the left to the right under the working plate.
5. Please clean the saliva suction device everyday.
6. Please drain the water in the gas storage tank once a week. The drain switch is at the bottom and there are indication arrows